





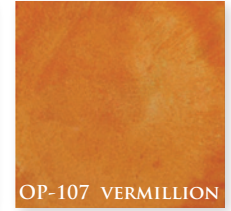




WATER BASED NANO-PIGMENT EMULSIFICATION WITH PROPRIETARY BOTANICAL SOLVENTS



- THE OPUS STAIN SERIES IS AVAILABLE IN 21 STANDARD SHADES
- COLORS CAN BE INTER-MIXED TO CREATE MULTIPLE EFFECTS

- SPECIALTY CUSTOM COLORS CAN BE FORMULATED UPON REQUEST
- EXAMPLES SHOWN HERE WERE APPLIED TO A LIGHT COLORED CEMENT BASE

[www.ConcreteEarth.com](http://www.ConcreteEarth.com)

NOTE: Variations in color can occur from differences in cement, aggregates, absorption rate, and method of application. Always test applications before hand to ensure correct color tone. This color chart is for approximation purposes only.

**PRODUCT DESCRIPTION:** **Ocera**<sup>™</sup> **Opus** stains are water based, breathable, semi-transparent formulations designed to color concrete and masonry structures, while retaining both the texture and the natural characteristic of the surface. **Opus** stains are designed using recently developed nano-pigment technology, which allows a higher degree of permeability and color distribution into the substrate due to their fine size and non-settling properties. **Opus** stains exhibit high resistance to fading from sunlight. They have excellent moisture vapor transmission (breathable) properties, allowing for use on above grade, interior or exterior surfaces. **Opus** stains contain minimal amounts of volatile solvents and do not exhibit any objectionable odors, making them safe to use in enclosed, interior applications. **Opus** stains contain no waxes that can yellow, discolor or inhibit bond to subsequent applied coatings or sealants. Typical application uses include over stamped or textured concrete, architectural precast, concrete block, brick, and stucco.

**BENEFITS:** **Opus** stains are very user friendly and ideal for interior projects as an alternative to reactive acid stains. **Opus** stains provide a natural, flat appearance with no surface film. They can be used to create color tones not achievable by reactive acid stains or to cover areas where reactive acid stains did not absorb. **Opus** stains can be used for fast and easy color corrections over existing stains, and are ideal for repairing worn out or chipped stamped concrete surfaces.

**SURFACE PREPARATION:** Surface must be structurally sound, clean, dry and free of dust, dirt, efflorescence, mortar smear, laitance, curing or form release compounds or other contaminants. New concrete should be allowed to cure for a minimum of 12 - 14 days, preferably up to 28 days, to allow maximum penetration of the stain. Cementitious micro –topping or overlay application products should be allowed to cure for a minimum of 48 - 72 hours at ambient temperatures before applying any **Opus** stains. Provide an absorptive surface on all smooth, dense, or hard troweled substrates by mechanical abrasion or chemical etching. Use our GREEN organically engineered “Enviro Clean & Etch” cleaner to remove contaminants and increase porosity and stain penetration. Do NOT use muriatic acid type cleaners. Make sure to rinse the cleaned surface thoroughly and allow it to dry prior to applying any Opus stains.

**MIXING:** **Opus** stains are available in concentrated Quart or One Gallon containers. The concentrate is diluted with 3 equal quarts of water for typical color consistency. All colors should be shaken well before use and poured into a clean mixing pail. Use less dilution for deeper colors. The dilution step also ensures that any remaining pigment residue that may still be inside the container is flushed from the bottle and full transfer of the concentrate is complete.

**APPLICATION:** Mix **Opus** stains with a slow speed motor and paddle mixer to thoroughly disperse all ingredients. Apply **Opus** stains using high volume low pressure spray equipment for small to medium size jobs, or airless sprayers for larger applications. Specially equipped pump up sprayers from SP Systems can be used as they permit a consistent fine spray pattern to prevent over application or excess stain patterns transferred into the substrate. Spray fine “atomized” passes, using cone style spray patterns for best results. Allow to dry for at least 10-12 hours before opening to pedestrian traffic. **Opus** stains should be sealed within 1 -2 days after application to protect and hold the stain pigments in place. Use our Soyshield<sup>™</sup> for a deep penetrating, protective sealer with a low sheen finish or our Enviroshen<sup>™</sup> sealer for a high gloss finish. Consult Concrete Earth, LLC for additional sealer options for concrete substrates subject to vehicular traffic or high levels of abrasion.

**CAUTIONS & LIMITATIONS: FOR INDUSTRIAL/PROFESSIONAL USE ONLY.** **Opus** stains are intended for translucent type color alterations, and should not be used for high hide or opaque type applications where total substrate coverage is desired. The use of **OCERA**<sup>™</sup> Symmetry stains is recommended for opaque applications to hide surface defects or un-uniform surfaces. Do not apply **Opus** stains in temperatures below 45° F or above 90° F, or to frozen or hot surfaces. Do not apply if rain is expected within 24 hours. All stained substrates must be sealed prior to condensation or moisture exposure to prevent pigment bleed or streaking. Do not apply to non-absorbent materials such as glass, vinyl, asphalt rubber, glazed brick or tile. Protect from freezing. If allowed to freeze, re-thaw to room temperature and mix contents thoroughly before using.

**DISTRIBUTED BY:**

